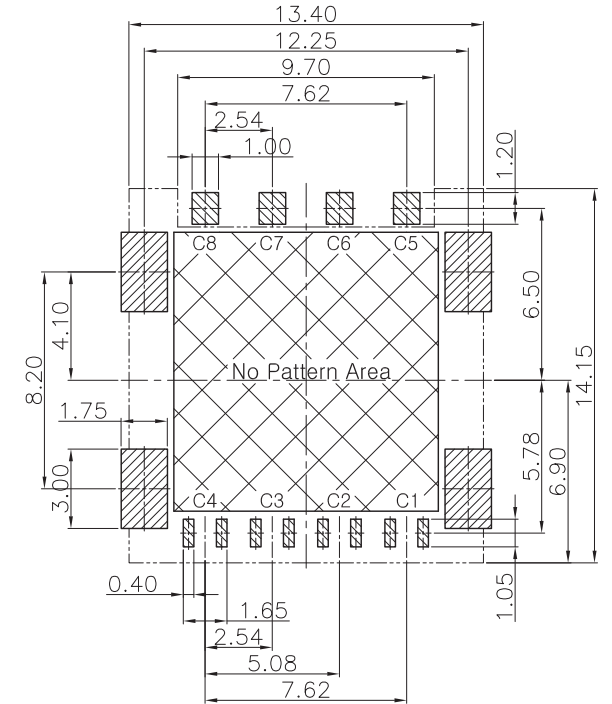
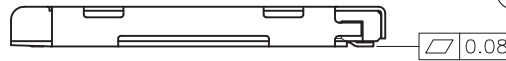
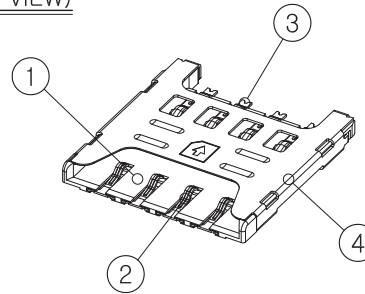
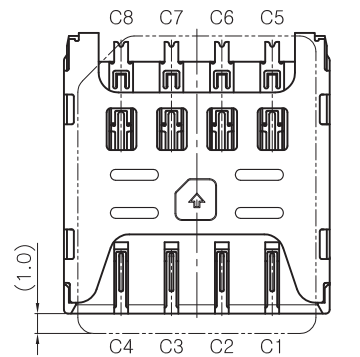
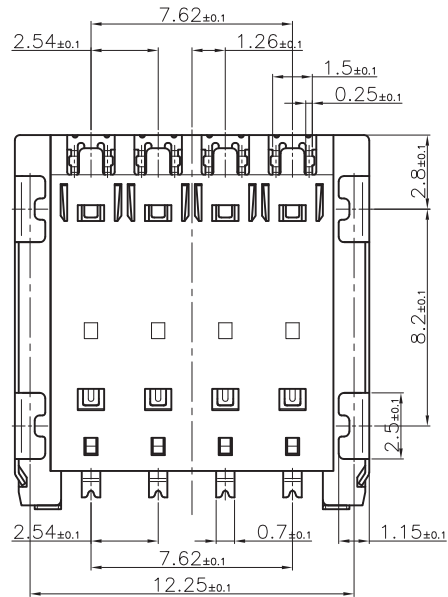
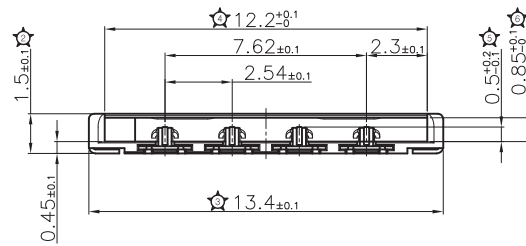


SECTION A-A' (ZOOM VIEW)



P.C.B LAYOUT (Top View)
(General Tolerance ±0.05)

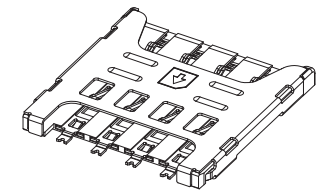
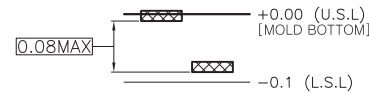


Insert Micro USIM CARD

PIN No.	Description
C1	VCC(전압공급)
C2	RST(리셋신호)
C3	CLK(클럭신호)
C4	Reserved
C5	GND(접지)
C6	VPP
C7	I/O(입출력)
C8	Reserved

※ Note

- Plating
 - CONTACT-A,B : Contact Area - Au 0.1μm Min over Ni 1.0~5.0μm.
 - Lead Area - Au 0.03μm Min over Ni 0.2~3.0μm.
 - Metal Shell : Ni 1.0~5.0μm.
- Coplanarity
 - CONTACT : 0.08Max.



No	Descriptions	Material	Finish	Remarks
4	METAL SHELL	Stainless Steel	Note. 1	t0.15
3	CONTACT-B	Corson Alloy	Note. 1	t0.15
2	CONTACT-A	Corson Alloy	Note. 1	t0.12
1	HOUSING	LCP	Black Color	UL94V-0

General Tolerance	Scale	N/S	Units	mm	Sheet
Dimension	mm (°)	Date	2011. 04. 12	1 of 1	TITLE
x	± 0.2	Drawn	Design	Checked	Reviewed
x.x	± 0.1	Y. J. Park			
x.xx	± 0.05				
x.xxx	± 0.01				
ANGLE	± 1°				

HJX-8P-1.5ML		Rev.
Micro SIM CONNECTOR		
Customer Drawing		0
SW No.		
DWG No.		