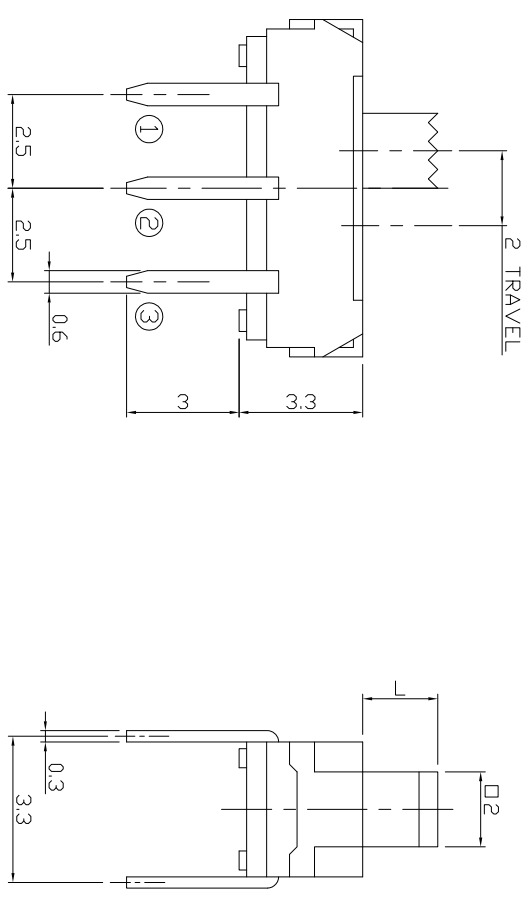
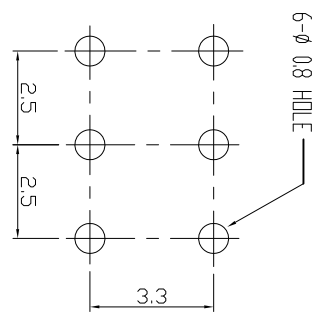


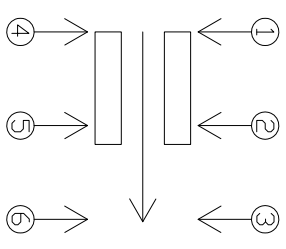
DIMENSIONS



P.C.B MOUNTING PATTERN DIMENSION



CIRCUIT DIAGRAM



MODEL CODE

AS-1250		-B	
L (mm)	2.0	Knob Color	
A	4.0	B Black	
B	6.0		

ELECTRO-MECHANICAL CHARACTERISTICS

Refer to additional specifications

Rating	DC 6V 0.3A
Circuit	2C-2P
Contact Resistance	70mΩ Max.
Travel	2mm
Operating Force	200±100gf
Operating Life(cycles)	10,000

龙创中业电子（深圳）有限公司

TITLE: MINI SLIDE SWITCH / VERTICAL
PART NO.: AS-1250 SERIES

DR: *Rocky* 2015/04/16
CHKD: *Rocky* 2015/04/16
APPD: *Rocky* 2015/04/16
DWG NO.: AKS-1250
SCALE: 5:1
SHEET: 1/1
REV: A

UNITS	mm
MAT'L	SEE NOTE
FINISH	SEE NOTE
Q'TY	SEE NOTE
APPD:	SEE NOTE

X. ±0.3 X. ±2'

THESE DRAWINGS AND SPECIFICATIONS ARE THE PROPERTY OF ACCURATE INNOTECH INC. AND SHALL NOT BE REPRODUCED, COPIED OR TRANSMITTED IN ANY FORM OR BY ANY MEANS WITHOUT THE WRITTEN CONSENT OF ACCURATE INNOTECH INC.	
SCALE	5:1
SHEET	1/1
REV.	A
CUSTOMER DRAWING	

REV.	ECN. NO.	APPD.