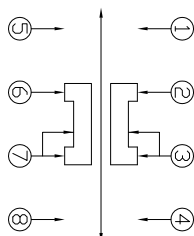
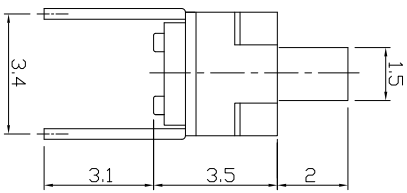
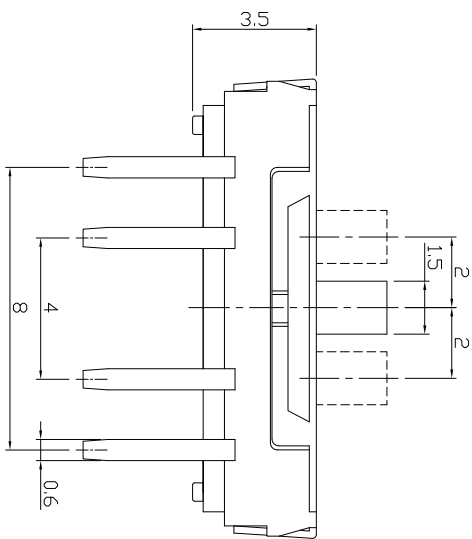


DIMENSIONS



L	(mm)
-	2.0

Knob Color	
B	Black
W	White

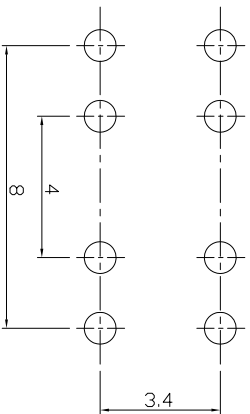
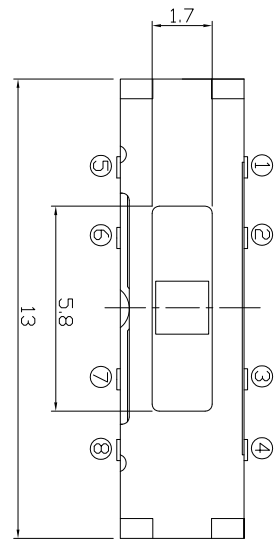
CIRCUIT DIAGRAM

PRODUCT IMAGE

MODEL CODE

P.C.B MOUNTING PATTERN DIMENSION
The following soldering patterns are recommended for reflow soldering

ELECTRO-MECHANICAL CHARACTERISTICS
Refer to additional specifications



Rating	DC 6V 0.3A
Circuit	2C-3P
Contact Resistance	70mΩ Max.
Travel	2.0 ± 0.3mm
Operating Force	250±100gf
Operating Life(cycles)	10,000

龙创中业电子（深圳）有限公司

TITLE: **MINI SLIDE SWITCH**
PART NO.: **AS-2336 SERIES**

DR: *Rocky* 2014/04/03
CHKD: *Rocky* 2014/04/03
APPD: *Rocky*

DWG NO.: **ASI-2336**
SCALE: **1:1**
SHEET: **1/1**
REV: **A**

CUSTOMER DRAWING

REV.	ECN.	NO.	APPD.