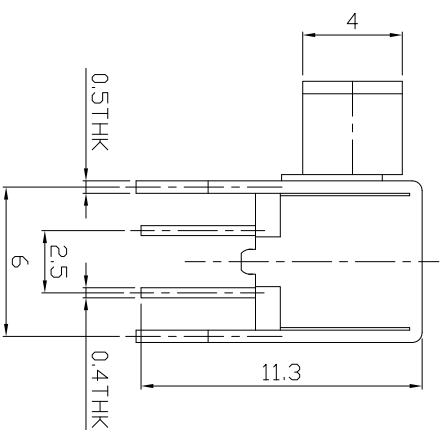
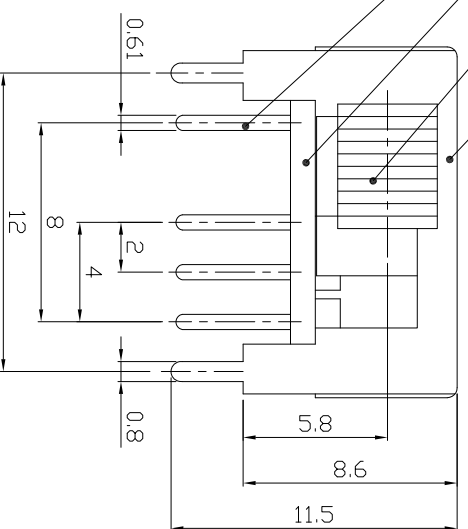
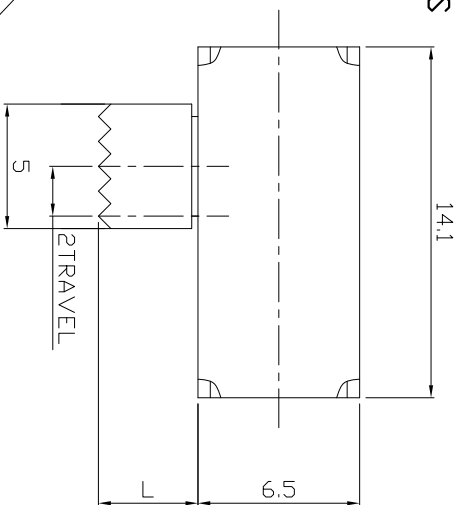
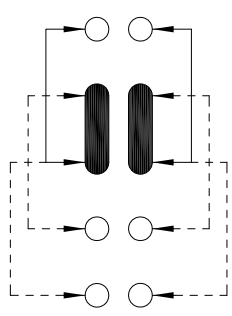
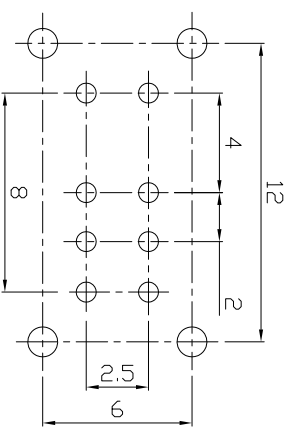
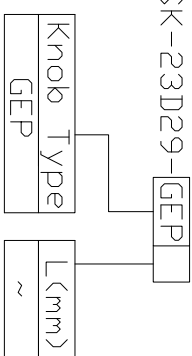


DIMENSIONS



MODEL CODE

SK-23D29-GEP



P.C.B LAYOUT
BOTTOM VIEW

CIRCUIT DIAGRAM

ELECTRO-MECHANICAL CHARACTERISTICS

Refer to additional specifications

RATING	0.3A 50V DC
CIRCUIT	2P3T
CONTACT RESISTANCE	30mΩ MAX.
TIMING	SHORTING
TRAVEL	2mm
OPERATING FORCE	250±100gf
OPERATING LIFE(cycles)	10,000

8	SPRING	SUS WIRE	1	NATURAL	WITHIN 1.5mm: ±0.1mm	UNITS	mm
7	SUS BALL	SUS	1	NATURAL	OVER 1.5mm: ±0.2mm	MAT'L	SEE NOTE
6	CONTACT	PBS	2	Ag PLATED		FINISH	SEE NOTE
4	TERMINAL	BRASS STRIP	1	Ag PLATED		SEE NOTE	
3	TERMINAL BASE	PHENOLIC RESIN	1	NATURAL		DR:	2016/08/11
2	COVER	MILD STEEL	1	Ni PLATED		CHK'D:	2016/08/11
1	KNDB	POM	1	BLACK		APPD:	
ND.	PARTS	MATERIAL	Q'TY	FINISHING			

龙创中业电子（深圳）有限公司

TITLE: SK-23D29
SLIDE SWITCH / HORIZONTAL

DWG NO: AZJ-23D29

SCALE	SHEET	REV.	CUSTOMER
3:1	1/1	A	DRAWING

REV.	ECN.	NO.	APPL.