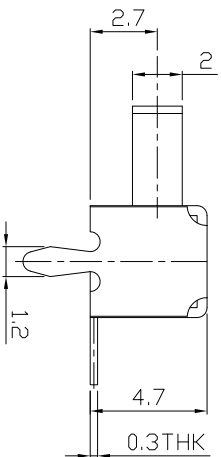
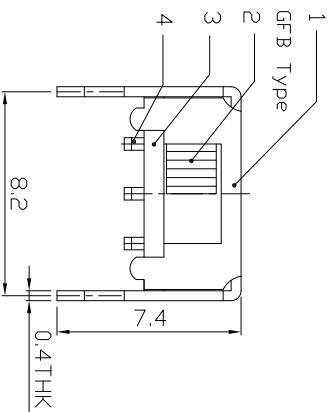
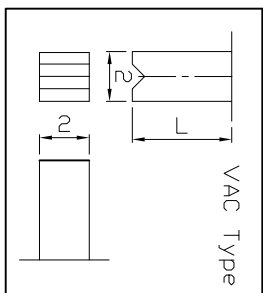
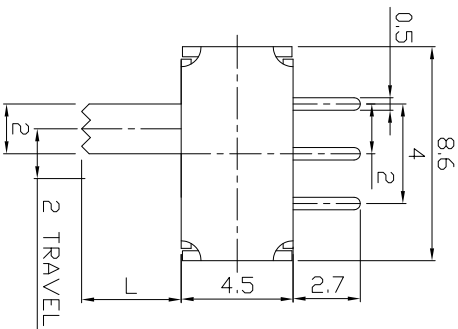
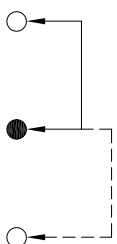
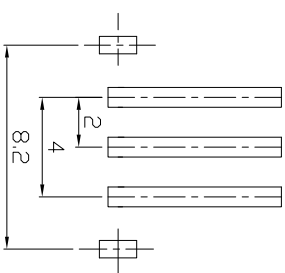
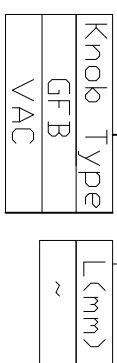


DIMENSIONS



MODEL CODE

SK-12D18-GFB



**P.C.B LAYOUT
BOTTOM VIEW**

CIRCUIT DIAGRAM

ELECTRO-MECHANICAL CHARACTERISTICS

Refer to additional specifications

RATING	0.3A 50V DC
CIRCUIT	1P2T
CONTACT RESISTANCE	100mΩ MAX.
TIMING	NON-SHORTING
TRAVEL	2mm
OPERATING FORCE	250±100gf
OPERATING LIFE(cycles)	10,000

8										
7	SPRING PLATE	SUS	1	Ag PLATED	WITHIN 1.5mm: ±0.1mm					
6	CONTACT CLIP	PBS STRIP	1	Ag PLATED	OVER 1.5mm: ±0.2mm	SEE NOTE				
5	TERMINAL	BRASS STRIP	3	Ag PLATED		FINISH				
4	BASE	PHENOLIC RESIN	1	NATURAL		SEE NOTE				
3	KNDB	POM	1	BLACK						
2	FRAME	STEEL STRIP	1	Ni PLATED						
1	PARTS	MATERIAL	Q'TY	FINISHING						

龙创中业电子（深圳）有限公司

TITLE: SLIDE SWITCH / HORIZONTAL
PART NO.: SK-12D18

DR: Ricky 2016/06/21
CHKD: Ricky 2016/06/21
SCALE: 4:1

DWG NO.: ADL-12D18
SHEET: 1/1
REV: A
CUSTOMER DRAWING

REV.	ECN.	NO.	APPL.