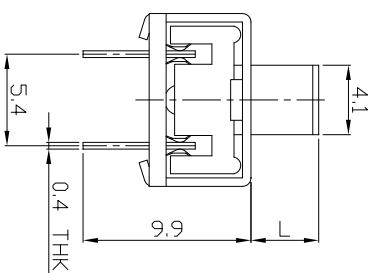
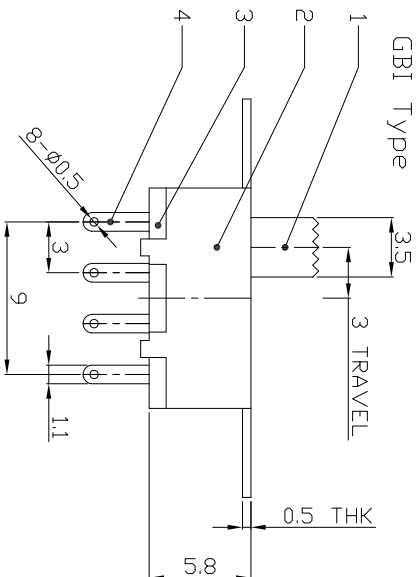
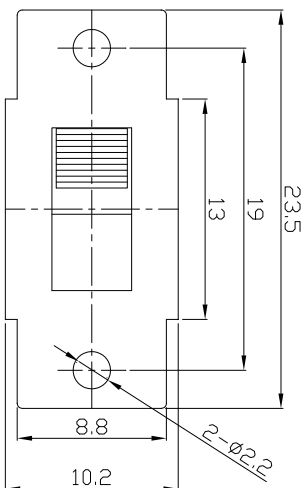
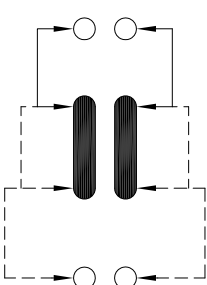
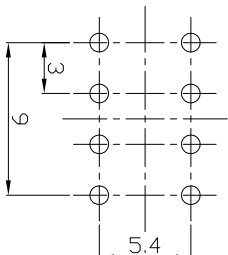
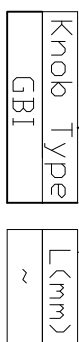


DIMENSIONS



MODEL CODE

SS-23F26-GBI



P.C.B LAYOUT
BOTTOM VIEW

CIRCUIT DIAGRAM

ELECTRO-MECHANICAL CHARACTERISTICS

Refer to additional specifications

RATING	0.3A 50V DC
CIRCUIT	2P3T
CONTACT RESISTANCE	100mΩ MAX.
TIMING	NON-SHORTING
TRAVEL	3mm
OPERATING FORCE	250±100gf
OPERATING LIFE(cycles)	10,000

8	STEEL BALL	STEEL	1	NATURAL
7	SPRING	STEEL WIRE	1	NATURAL
6	CONTACT CLIP	PBS STRIP	2	Ag PLATED
5	TERMINAL	BRASS STRIP	8	Ag PLATED
4	BASE	PHENOLIC RESIN	1	NATURAL
3	FRAME	STEEL STRIP	1	Ni PLATED
2	KNDB	POM	1	BLACK
1	PARTS	MATERIAL	Q'TY	FINISHING

WITHIN 1.5mm: ±0.1mm
OVER 1.5mm: ±0.2mm

UNITS mm

MAT'L SEE NOTE

FINISH SEE NOTE

Q'TY

APPR

龙创中业电子（深圳）有限公司

TITLE: SLIDE SWITCH / VERTICAL

PART NO.: SS-23F26

DWG NO.: ADL-23F26

SCALE SHEET REV. 3/1 1/1 A

CHKD: Ricky 2015/10/08

DR: Ricky 2015/10/08

REV. ECN. NO. APPL.

CUSTOMER DRAWING