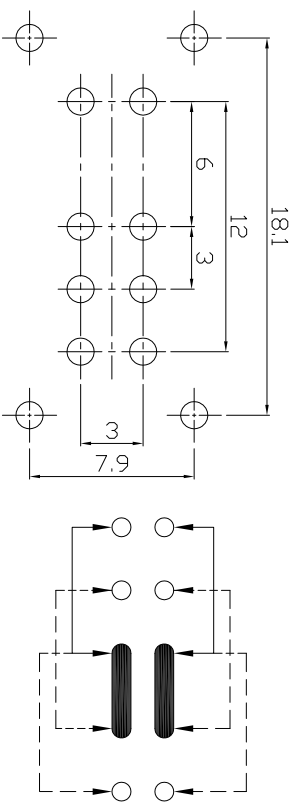
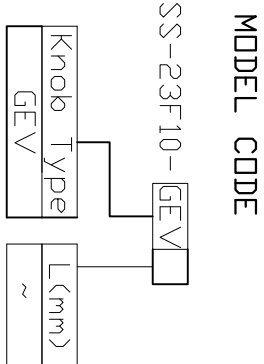
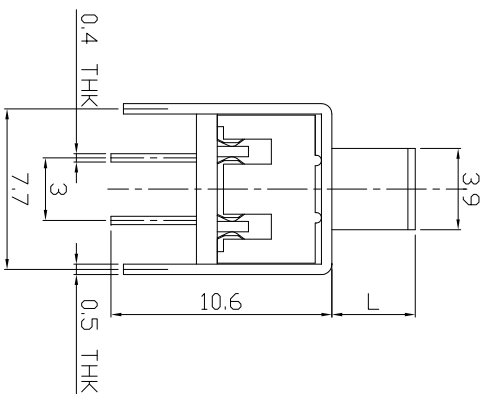
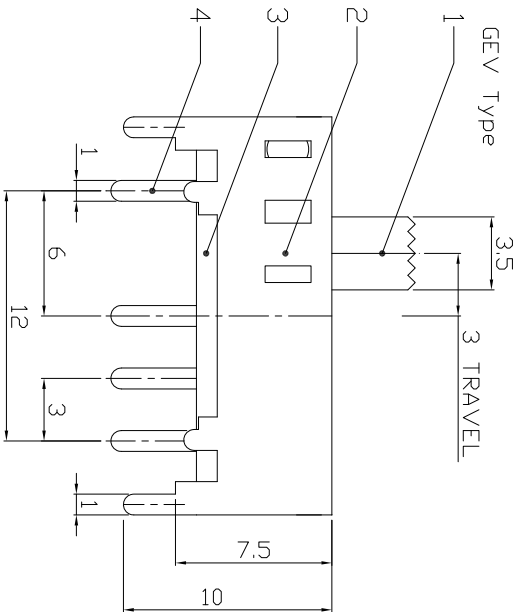
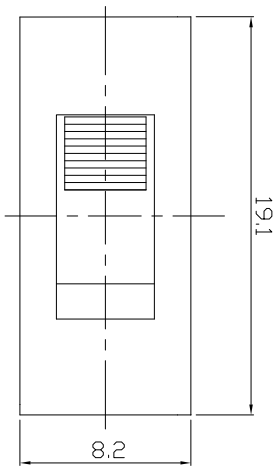


DIMENSIONS



P.C.B LAYOUT
BOTTOM VIEW

CIRCUIT DIAGRAM

ELECTRO-MECHANICAL CHARACTERISTICS

Refer to additional specifications

RATING	0.3A 50V DC
CIRCUIT	2P3T
CONTACT RESISTANCE	100mΩ MAX.
TIMING	SHORTING
TRAVEL	3mm
OPERATING FORCE	400±100gf
OPERATING LIFE(cycles)	10,000

8	STEEL BALL	STEEL	1	NATURAL	WITHIN 1.5mm: ±0.1mm	UNITS	mm
7	SPRING	STEEL WIRE	1	NATURAL	OVER 1.5mm: ±0.2mm	MAT'L	SEE NOTE
6	CONTACT CLIP	PBS STRIP	2	Ag PLATED		FINISH	SEE NOTE
5	CONTACT CLIP	PBS STRIP	2	Ag PLATED		Q'TY	SEE NOTE
4	TERMINAL	BRASS STRIP	8	Ag PLATED		DR:	Stacy 2015/10/07
3	BASE	PHENOLIC RESIN	1	NATURAL		CHKD:	Stacy 2015/10/07
2	FRAME	STEEL STRIP	1	Ni PLATED		APPD:	
1	KNDB	POM	1	BLACK		SCALE	3:1
ND.	PARTS	MATERIAL	Q'TY	FINISHING		SHEET	1/1
						REV.	A
						CUSTOMER DRAWING	

龙创中业电子（深圳）有限公司

TITLE: SLIDE SWITCH / VERTICAL
PART NO.: SS-23F10

DWG NO.: ADL-23F10

REV. A

REV.	ECN.	NO.	APPD.