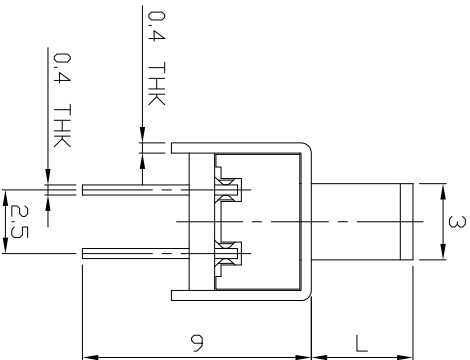
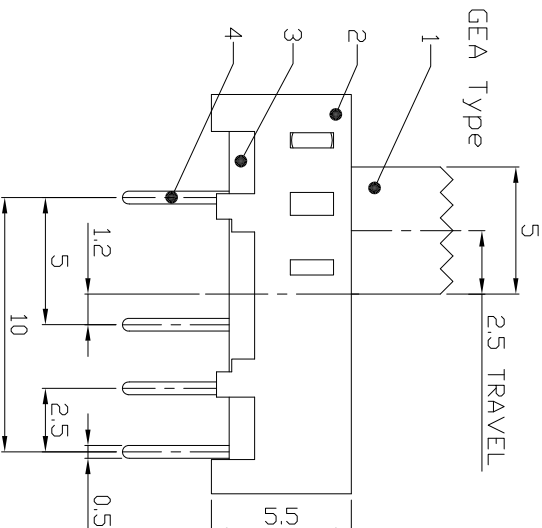
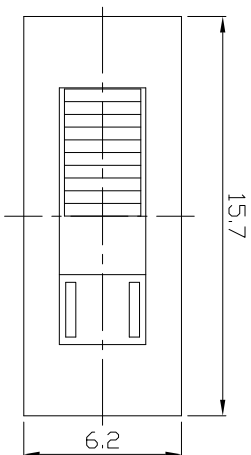
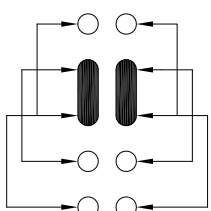
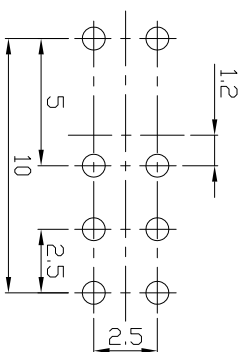
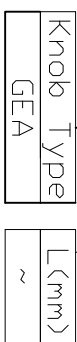


DIMENSIONS



MODEL CODE

SS-23E06-GEA



P.C.B LAYOUT

BOTTOM VIEW

CIRCUIT DIAGRAM

ELECTRO-MECHANICAL CHARACTERISTICS

Refer to additional specifications

RATING	0.3A 50V DC
CIRCUIT	2P3T
CONTACT RESISTANCE	100mΩ MAX.
TIMING	SHORTING
TRAVEL	2.5mm
OPERATING FORCE	250±100gf
OPERATING LIFE(cycles)	10,000

龙创中业电子（深圳）有限公司

TITLE: SLIDE SWITCH / VERTICAL

DR: Ricky 2015/09/08 DWG NO: ADL-23E06

CHKD: Ricky 2015/09/08 SCALE SHEET REV. 1/1 A

UNITS	mm
MAT'L	SEE NOTE
FINISH	SEE NOTE
Q'TY	APPD:

WITHIN 1.5mm: ±0.1mm
OVER 1.5mm: ±0.2mm

THESE DRAWINGS AND SPECIFICATIONS ARE THE PROPERTY OF ACCURATE INNOTECH INC. AND SHALL NOT BE REPRODUCED, COPIED OR TRANSMITTED IN ANY FORM OR BY ANY MEANS WITHOUT THE WRITTEN CONSENT OF ACCURATE INNOTECH INC.

8	STEEL BALL	STEEL	2	NATURAL
7	SPRING	STEEL WIRE	1	NATURAL
6	CONTACT CLIP	PBS STRIP	2	Ag PLATED
4	TERMINAL	BRASS STRIP	8	Ag PLATED
3	BASE	PHENOLIC RESIN	1	NATURAL
2	FRAME	STEEL STRIP	1	Ni PLATED
1	KNDB	POM	1	BLACK
ND.	PARTS	MATERIAL	Q'TY	FINISHING

1	2	3	4	5	6	7
---	---	---	---	---	---	---

REV.	ECN.	NO.	APPL.