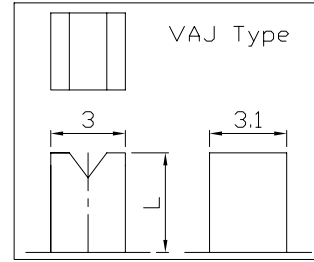
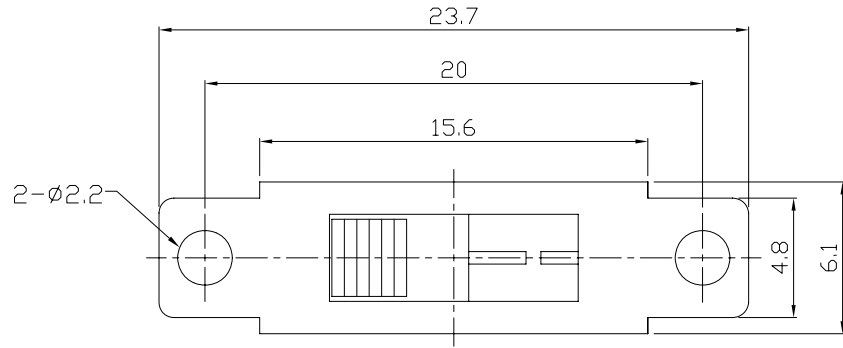




RoHS  
Compliant  
2002/95/EC

REV.	ECN.	NO.	APPD.

### DIMENSIONS

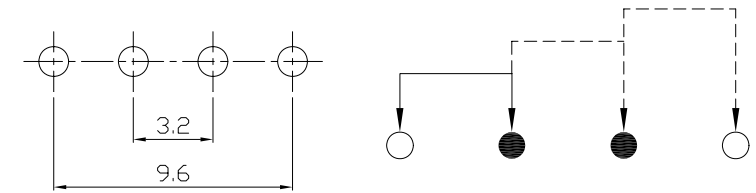


### MODEL CODE

SS-13F08-GFA

Knob Type
GFA
VAJ

L(mm)
~



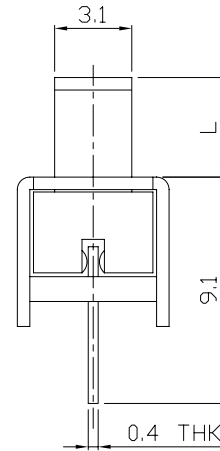
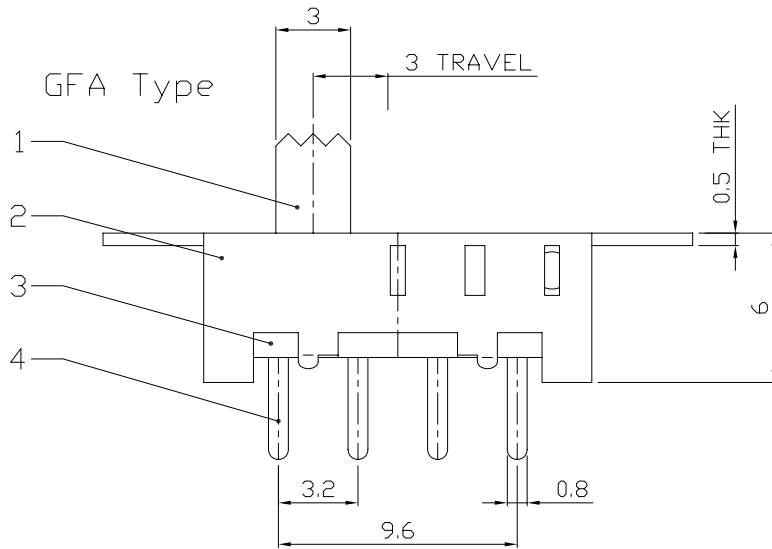
P.C.B LAYOUT  
BOTTOM VIEW

CIRCUIT DIAGRAM

### ELECTRO-MECHANICAL CHARACTERISTICS

Refer to additional specifications

RATING	0.5A 50V DC
CIRCUIT	1P3T
CONTACT RESISTANCE	100mΩ MAX.
TIMING	NON-SHORTING
TRAVEL	3mm
OPERATING FORCE	250±100gf
OPERATING LIFE(cycles)	10,000



8					
7	CONTACT CLIP	PBS STRIP	1	Ag PLATED	WITHIN 1.5mm: ±0.1mm
6	STEEL BALL	STEEL	1	NATURAL	OVER 1.5mm: ±0.2mm
5	SPRING	STEEL WIRE	1	TEMPER	
4	TERMINAL	BRASS STRIP	4	Ag PLATED	
3	BASE	PHENOLIC RESIN	1	NATURAL	
2	FRAME	STEEL STRIP	1	Ni PLATED	
1	KNOB	POM	1	BLACK	
NO.	PARTS	MATERIAL	Q'TY	FINISHING	

THESE DRAWINGS AND SPECIFICATIONS ARE THE PROPERTY OF ACCURATE INNOTECH INC AND SHALL NOT BE REPRODUCED, COPIED OR USED IN ANY MANNER WITHOUT THE PRIOR WRITTEN CONSENT OF ACCURATE INNOTECH INC.

UNITS	mm
MAT'L	SEE NOTE
FINISH	SEE NOTE
Q'TY	

龙创中业电子(深圳)有限公司

TITLE: SLIDE SWITCH / VERTICAL

PART NO.: SS-13F08

DR: Ricky 2015/07/14

DWG NO.: ADL-13F08

CHKD: Ricky 2015/07/14

APPD:

SCALE	SHEET	REV.	CUSTOMER DRAWING
3:1	1/1	A	