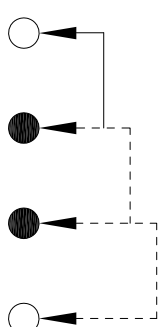
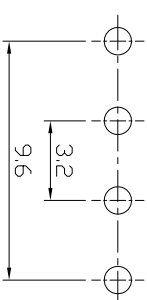
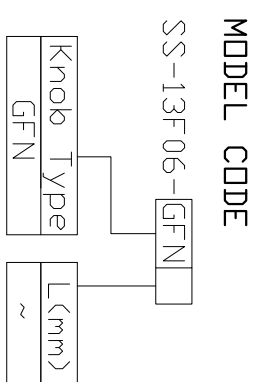
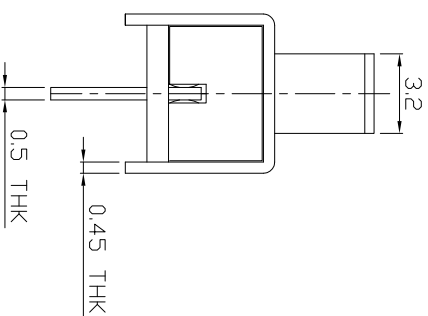
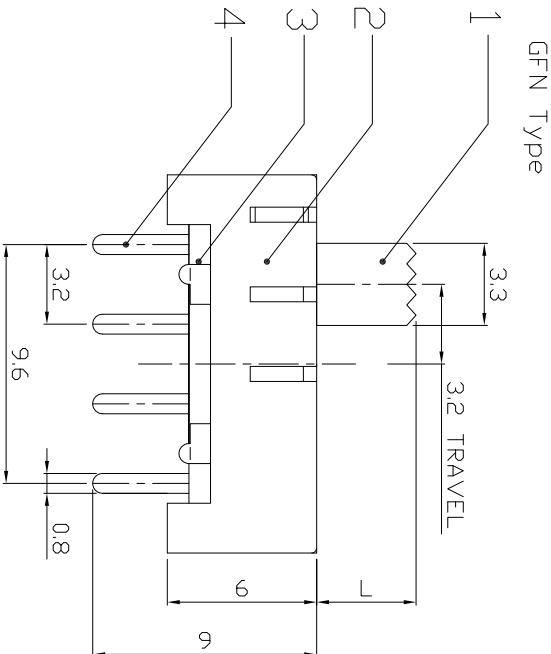
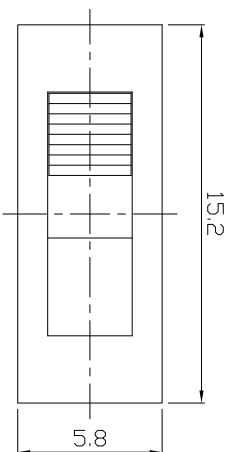


DIMENSIONS



P.C.B LAYOUT
BOTTOM VIEW

CIRCUIT DIAGRAM

ELECTRO-MECHANICAL CHARACTERISTICS

Refer to additional specifications

| | |
|------------------------|-------------|
| RATING | 0.3A 50V DC |
| CIRCUIT | 1P3T |
| CONTACT RESISTANCE | 30mΩ MAX. |
| TIMING | SHORTING |
| TRAVEL | 3.2mm |
| OPERATING FORCE | 250±100gf |
| OPERATING LIFE(cycles) | 10,000 |

| NO. | CONTACT | C5210 | 1 | Ag CLAD |
|-----|---------------|----------------|------|-----------|
| 7 | STEEL BALL | SUS | 1 | NATURAL |
| 6 | SPRING | SUS | 1 | NATURAL |
| 5 | TERMINAL | BRASS STRIP | 4 | Ag PLATED |
| 4 | TERMINAL CASE | PHENOLIC RESIN | 1 | NATURAL |
| 3 | COVER | SPCC-SD | 1 | Ni PLATED |
| 2 | KNDB | POM | 1 | BLACK |
| 1 | PARTS | MATERIAL | Q'TY | FINISHING |

WITHIN 1.0mm: ±0.2mm
OVER 1.0mm: ±0.3mm

THESE DRAWINGS AND SPECIFICATIONS ARE THE PROPERTY OF ACCURATE INNOTECH INC. AND SHALL NOT BE REPRODUCED, COPIED OR TRANSMITTED IN ANY FORM OR BY ANY MEANS WITHOUT THE WRITTEN CONSENT OF ACCURATE INNOTECH INC.

龙创中业电子（深圳）有限公司

TITLE: SLIDE SWITCH / VERTICAL

DR: *Rocky* 2016/08/09

CHKD: *Rocky* 2016/08/09

APPD: [Signature]

PART NO.: SS-13F06

DWG NO.: AZJ-13F06

SCALE: 1/1

SHEET: 1/1

REV.:

CUSTOMER DRAWING

| REV. | ECN. | NO. | APPD. |
|------|------|-----|-------|
| | | | |
| | | | |