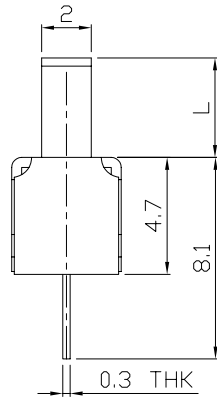
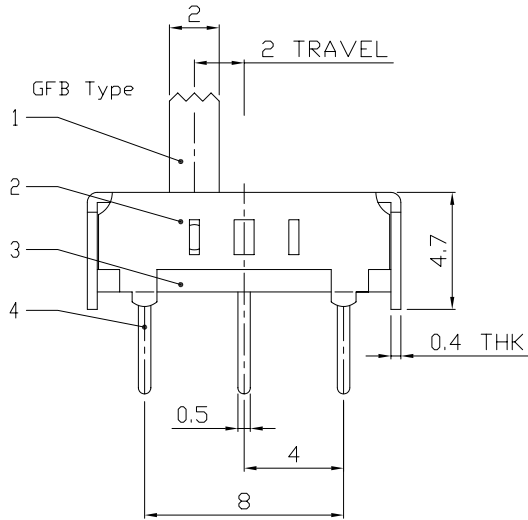
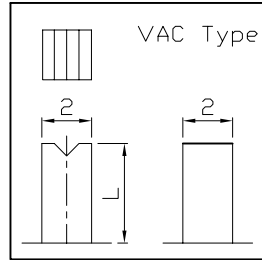
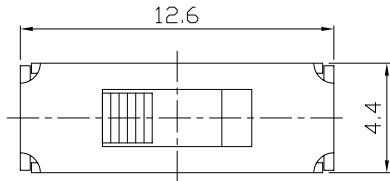




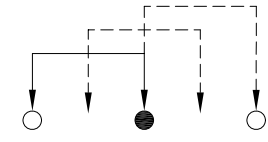
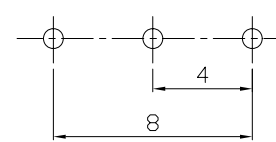
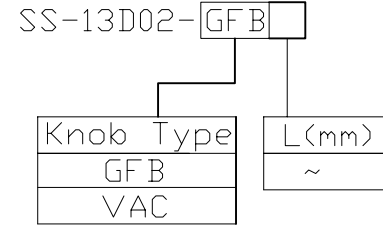
RoHS
Compliant
2002/95/EC

REV.	ECN.	NO.	APPD.

DIMENSIONS



MODEL CODE



P.C.B LAYOUT
BOTTOM VIEW

CIRCUIT DIAGRAM

ELECTRO-MECHANICAL CHARACTERISTICS

Refer to additional specifications

RATING	0.3A 50V DC
CIRCUIT	1P3T
CONTACT RESISTANCE	30mΩ MAX.
TIMING	NON-SHORTING
TRAVEL	2mm
OPERATING FORCE	<T1→T2,T3→T2>200±100gf <T2→T3,T2→T1>250±100gf
OPERATING LIFE(cycles)	10,000

8					
7					
6	SPRING PLATE	SUS	2	NATURAL	
5	CONTACT CLIP	PBS C5210R-EH	1	Ag CLAD	
4	TERMINAL	BRASS STRIP	3	Ag PLATED OVER Ni PLATED	
3	BASE	PHENOLIC RESIN	1	NATURAL	
2	FRAME	STEEL STRIP	1	Ni PLATED	
1	KNOB	POM	1	BLACK	
NO.	PARTS	MATERIAL	Q'TY	FINISHING	

WITHIN 1.5mm: ±0.1mm
OVER 1.5mm: ±0.2mm

THESE DRAWINGS AND SPECIFICATIONS ARE THE PROPERTY OF ACCURATE INNOTECH INC AND SHALL NOT BE REPRODUCED, COPIED OR USED IN ANY MANNER WITHOUT THE PRIOR WRITTEN CONSENT OF ACCURATE INNOTECH INC.

UNITS	mm
MAT'L	SEE NOTE
FINISH	SEE NOTE
Q'TY	

龙创中业电子 (深圳) 有限公司

TITLE: SLIDE SWITCH / VERTICAL
PART NO.: SS-13D02

DR: Ricky 2015/06/10
DWG NO.: ADJ-13D02

CHKD: Ricky 2015/06/10

APPD:

SCALE	SHEET	REV.	CUSTOMER DRAWING
4:1	1/1	A	