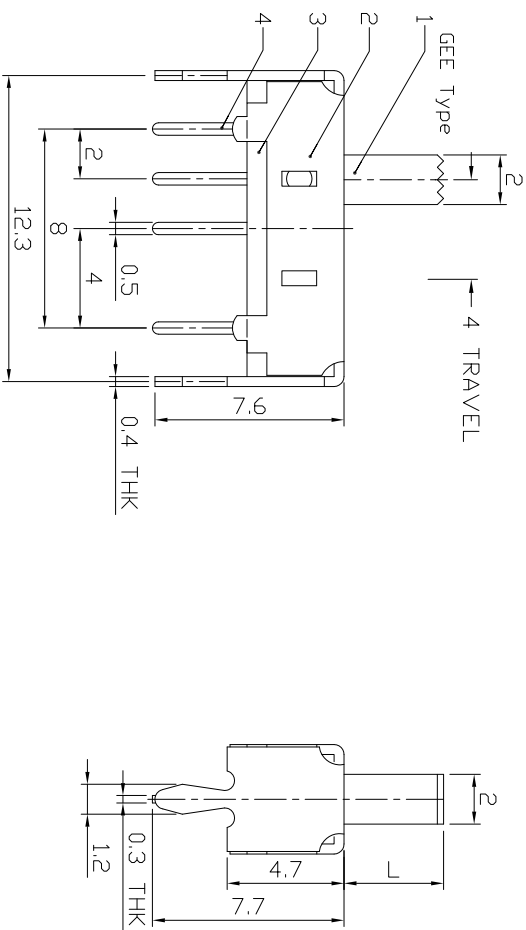
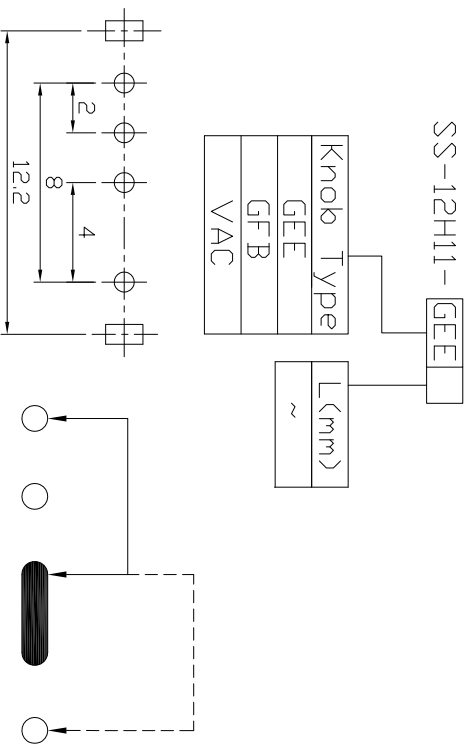
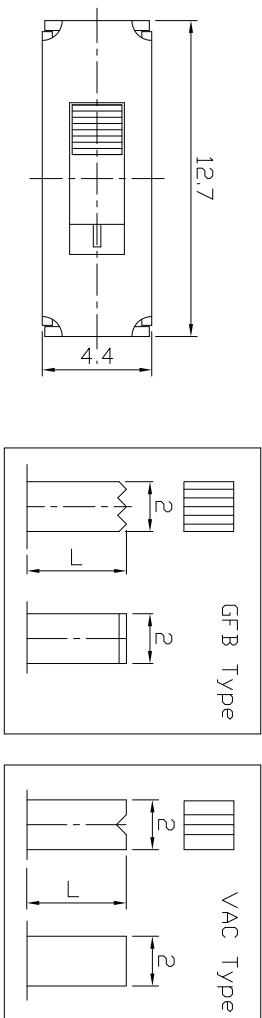


DIMENSIONS



P.C.B LAYOUT
BOTTOM VIEW

ELECTRO-MECHANICAL CHARACTERISTICS
Refer to additional specifications

RATING	0.3A 50V DC
CIRCUIT	1P2T
CONTACT RESISTANCE	100mΩ MAX.
TIMING	NON-SHORTING
TRAVEL	4mm
OPERATING FORCE	250±100gf
OPERATING LIFE(cycles)	10,000

8																			
7	SPRING PLATED	PBS STRIP	1	NATURAL	WITHIN 1.5mm: ±0.1mm	UNITS	mm												
6	CONTACT CLIP	PBS STRIP	1	Ag PLATED	OVER 1.5mm: ±0.2mm	MAT'L	SEE NOTE												
5	TERMINAL	BRASS STRIP	4	Ag PLATED		FINISH	SEE NOTE												
4	BASE	PHENOLIC RESIN	1	NATURAL		SEE NOTE													
3	FRAME	STEEL STRIP	1	Ni PLATED		DR:	Stucky 2015/05/25	DWG NO.:	ADL-12H11										
2	KNOB	POM	1	BLACK		CHKD:	Stucky 2015/05/25	SCALE	1/1	REV.	A								
1	PARTS	MATERIAL	Q'TY	FINISHING		APPD:		4:1											

龙创中业电子（深圳）有限公司

TITLE: SLIDE SWITCH / VERTICAL
PART NO.: SS-12H11

THESE DRAWINGS AND SPECIFICATIONS ARE THE PROPERTY OF ACCURATE INNOTECH INC. AND SHALL NOT BE REPRODUCED, COPIED, PRINTED, OR TRANSMITTED IN ANY FORM OR BY ANY MEANS WITHOUT THE WRITTEN CONSENT OF ACCURATE INNOTECH INC.

REV.	ECN.	NO.	APPL.