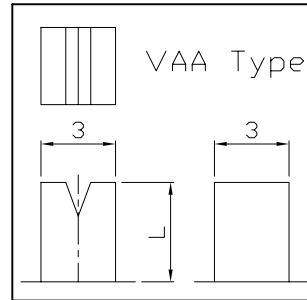
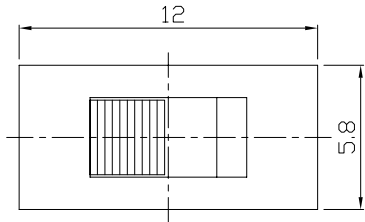




RoHS
Compliant
2002/95/EC

REV.	ECN.	NO.	APPD.

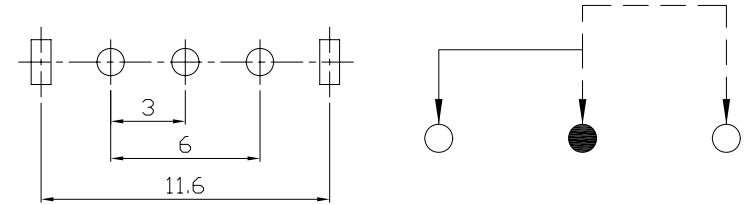
DIMENSIONS



MODEL CODE

SS-12F65-GBG

Knob Type	L(mm)
GBG	~
VAA	



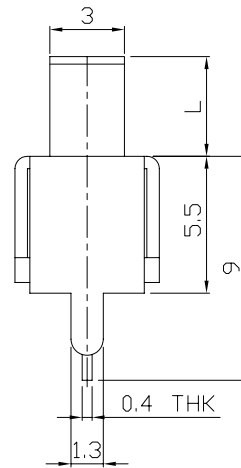
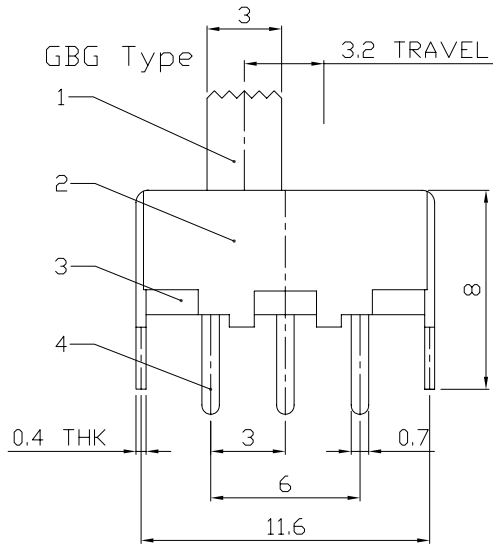
P.C.B LAYOUT
BOTTOM VIEW

CIRCUIT DIAGRAM

ELECTRO-MECHANICAL CHARACTERISTICS

Refer to additional specifications

RATING	0.5A 50V DC
CIRCUIT	1P2T
CONTACT RESISTANCE	100mΩ MAX.
TIMING	NON-SHORTING
TRAVEL	3.2mm
OPERATING FORCE	180±80gf
OPERATING LIFE(cycles)	10,000



8					WITHIN 1.5mm: ±0.1mm	UNITS	mm
7					OVER 1.5mm: ±0.2mm	MAT'L	
6	SPRING	STEEL WIRE	1	NATURAL		SEE NOTE	
5	CONTACT	BRASS STRIP	1	Ag PLATED			
4	TERMINAL	BRASS STRIP	3	Ag PLATED			
3	CASE	PHENOLIC RESIN	1	NATURAL		FINISH	
2	FRAME	STEEL STRIP	1	Ni PLATED		SEE NOTE	
1	KNOB	POM	1	BLACK		Q'TY	
NO.	PARTS	MATERIAL	Q'TY	FINISHING			

THESE DRAWINGS AND SPECIFICATIONS ARE THE PROPERTY OF ACCURATE INNOTECH INC AND SHALL NOT BE REPRODUCED, COPIED OR USED IN ANY MANNER WITHOUT THE PRIOR WRITTEN CONSENT OF ACCURATE INNOTECH INC.

龙创中业电子 (深圳) 有限公司

TITLE: SLIDE SWITCH / VERTICAL PART NO.: SS-12F65

DR: Ricky 2015/07/13 DWG NO.: ADL-12F65

CHKD: Ricky 2015/07/13

APPD:

SCALE	SHEET	REV.	CUSTOMER DRAWING
4:1	1/1	A	