



RoHS
Compliant
2002/95/EC

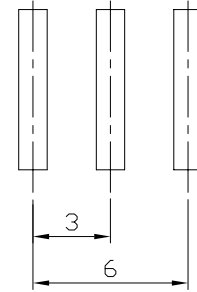
REV.	ECN.	NO.	APPD.

MODEL CODE

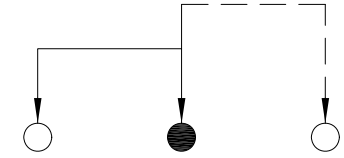
SS-12F21-GBG

Knob Type
GBG
VAA

L(mm)
~

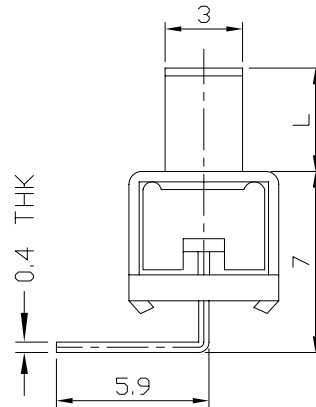
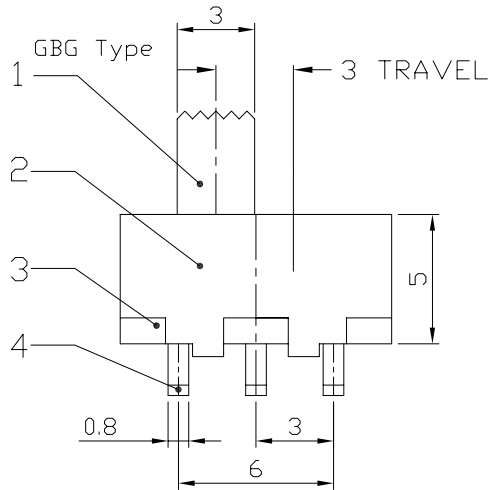
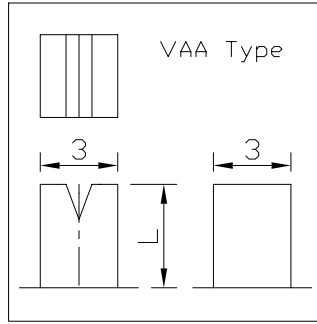
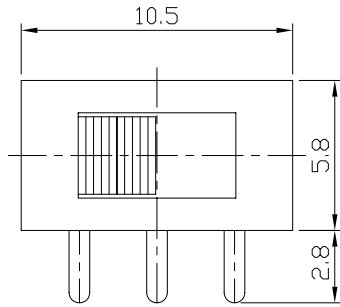


P.C.B LAYOUT
BOTTOM VIEW



CIRCUIT DIAGRAM

DIMENSIONS



ELECTRO-MECHANICAL CHARACTERISTICS

Refer to additional specifications

RATING	0.5A 50V DC
CIRCUIT	1P2T
CONTACT RESISTANCE	100mΩ MAX.
TIMING	NON-SHORTING
TRAVEL	3mm
OPERATING FORCE	180±80gf
OPERATING LIFE(cycles)	10,000

8					WITHIN 1.5mm: ±0.1mm	UNITS	mm
7					OVER 1.5mm: ±0.2mm	MAT'L	
6	CONTACT	BRASS STRIP	1	Ag PLATED		SEE NOTE	
5	SPRING	STEEL WIRE	1	NATURAL			
4	TERMINAL	BRASS STRIP	3	Ag PLATED		FINISH	
3	BASE	PHENOLIC RESIN	1	NATURAL		SEE NOTE	
2	FRAME	STEEL STRIP	1	BLACK		Q'TY	
1	KNOB	POM	1	BLACK			
NO.	PARTS	MATERIAL	Q'TY	FINISHING			

THESE DRAWINGS AND SPECIFICATIONS ARE THE PROPERTY OF ACCURATE INNOTECH INC AND SHALL NOT BE REPRODUCED, COPIED OR USED IN ANY MANNER WITHOUT THE PRIOR WRITTEN CONSENT OF ACCURATE INNOTECH INC.

龙创中业电子(深圳)有限公司

TITLE:	SLIDE SWITCH / VERTICAL	PART NO.:	SS-12F21
DR:	Ricky 2015/05/22	DWG NO.:	ADL-12F21
CHKD:	Ricky 2015/05/22	SCALE	3:1
APPD:		SHEET	1/1
		REV.	A
		CUSTOMER DRAWING	