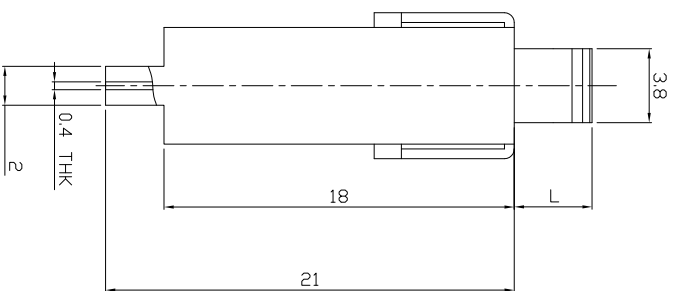
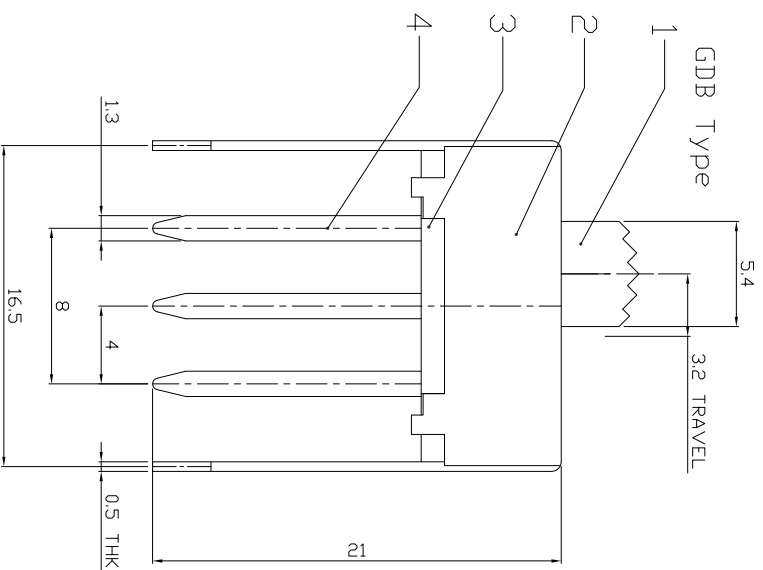
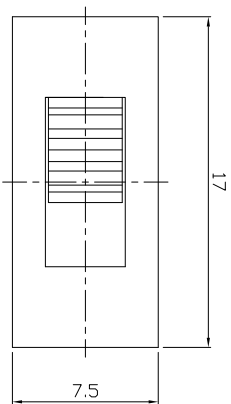




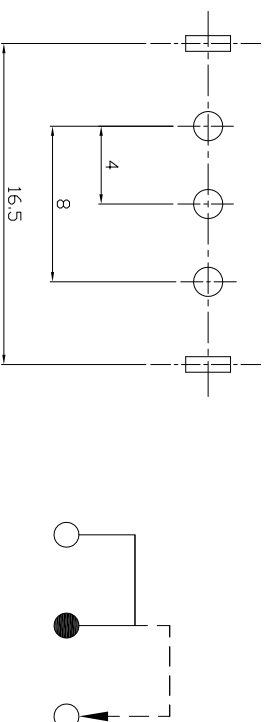
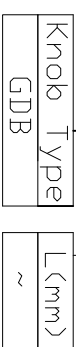
RoHS
Compliant
2002/95/EC

DIMENSIONS



MODEL CODE

SS-12F09-GDB



P.C.B LAYOUT
BOTTOM VIEW

CIRCUIT DIAGRAM

ELECTRO-MECHANICAL CHARACTERISTICS

Refer to additional specifications

RATING	0.5A 50V DC
CIRCUIT	1P2T
CONTACT RESISTANCE	100mΩ MAX.
TIMING	NON-SHORTING
TRAVEL	3.2mm
OPERATING FORCE	180±80gf
OPERATING LIFE(cycles)	10,000

8									
7	SPRING	STEEL WIRE	1	NATURAL					
6	CONTACT	BRASS STRIP	1	Ag PLATED					
4	TERMINAL	BRASS STRIP	3	Ag PLATED					
3	BASE	PHENOLIC RESIN	1	BLACK					
2	FRAME	STEEL STRIP	1	Ni PLATED					
1	KNDB	POM	1	BLACK					
ND.	PARTS	MATERIAL	Q'TY	FINISHING					

WITHIN 1.5mm: ±0.1mm
OVER 1.5mm: ±0.2mm

龙创中业电子（深圳）有限公司

UNITS	mm	TITLE:	SLIDE SWITCH / VERTICAL	PART NO.:	SS-12F09
MAT'L	SEE NOTE	DR:	Stacy 2015/07/07	DWG NO.:	ADL-12F09
FINISH	SEE NOTE	CHK'D:	Stacy 2015/07/07	SCALE	SHEET 1/1
Q'TY	APP'D:			REV.	A
				CUSTOMER	DRAWING

REV.	ECN.	NO.	APPL.