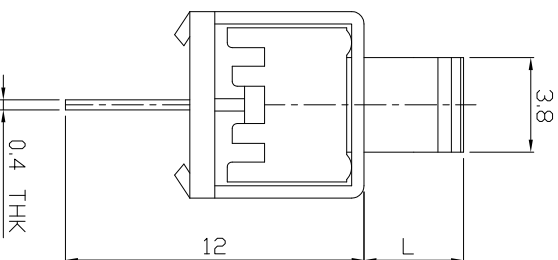
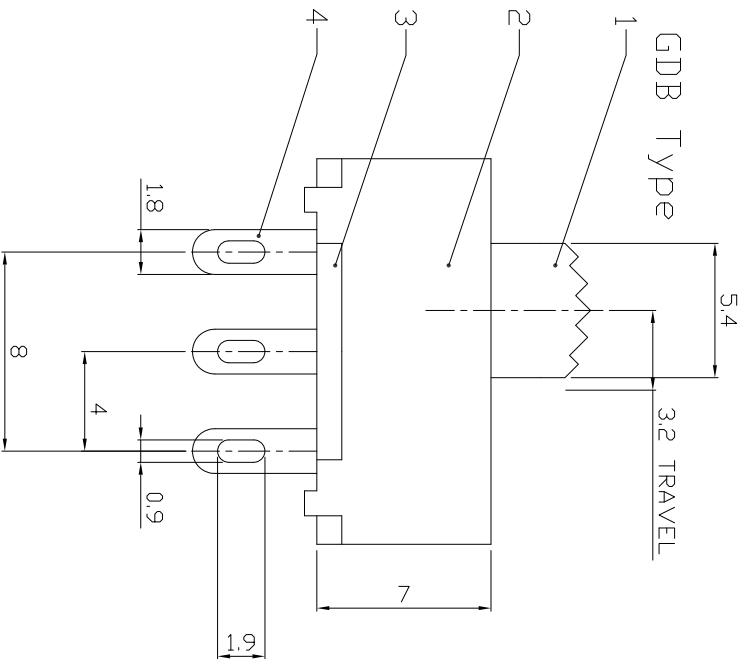
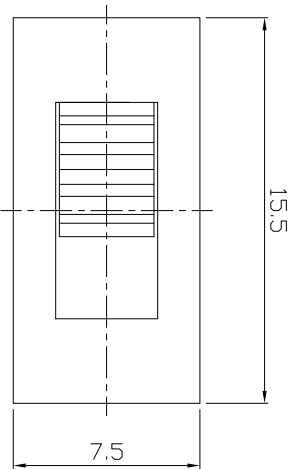
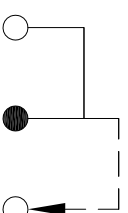
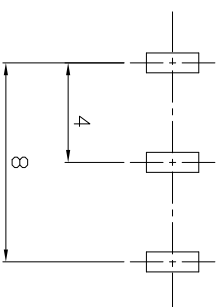
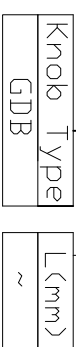


DIMENSIONS



MODEL CODE

SS-12F01-GDB



P.C.B LAYOUT  
BOTTOM VIEW

CIRCUIT DIAGRAM

ELECTRO-MECHANICAL CHARACTERISTICS

Refer to additional specifications

RATING	0.5A 50V DC
CIRCUIT	1P2T
CONTACT RESISTANCE	100mΩ MAX.
TIMING	NON-SHORTING
TRAVEL	3.2mm
OPERATING FORCE	180±80gf
OPERATING LIFE(cycles)	10,000

8							
7	SPRING	STEEL WIRE	1	TEMPER			
6	CONTACT	BRASS STRIP	1	Ag PLATED			
4	TERMINAL	BRASS STRIP	3	Ag PLATED			
3	BASE	PHENOLIC RESIN	1	NATURAL			
2	FRAME	STEEL STRIP	1	BLACK			
1	KNDB	POM	1	BLACK			
ND.	PARTS	MATERIAL	Q'TY	FINISHING			

龙创中业电子（深圳）有限公司

TITLE: SLIDE SWITCH / VERTICAL

WITHIN 1.5mm: ±0.1mm  
OVER 1.5mm: ±0.2mm

THESE DRAWINGS AND SPECIFICATIONS ARE THE PROPERTY OF ACCURATE INNOTECH INC. AND SHALL NOT BE REPRODUCED, COPIED OR OTHERWISE TRANSMITTED IN ANY FORM OR BY ANY MEANS WITHOUT THE WRITTEN CONSENT OF ACCURATE INNOTECH INC.

UNITS	mm	DR:	Stacy 2015/07/07	DWG NO.:	ADL-12F01
MAT'L	SEE NOTE	CHK'D:	Stacy 2015/07/07	SCALE	SHEET 2/1
FINISH	SEE NOTE	APPR:		REV.	A
Q'TY				CUSTOMER DRAWING	

REV.	ECN.	NO.	APPL.