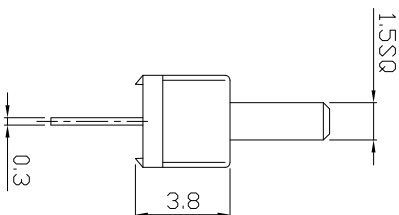
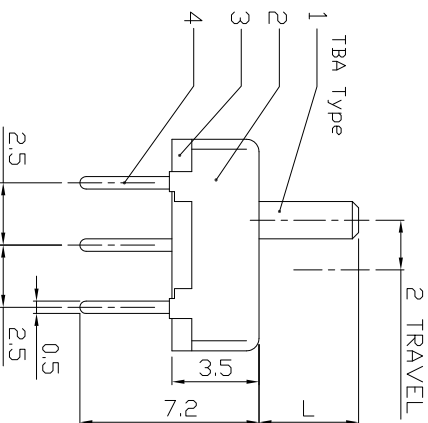
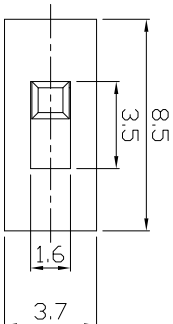


DIMENSIONS



MODEL CODE

SS-12D01 - TBA



P.C.B LAYOUT
BOTTOM VIEW

CIRCUIT DIAGRAM

ELECTRO-MECHANICAL CHARACTERISTICS

Refer to additional specifications

RATING	0.3A 50V DC
CIRCUIT	1P2T
CONTACT RESISTANCE	50mΩ MAX.
TIMING	NON-SHORTING
TRAVEL	2mm
OPERATING FORCE	200±100gf
OPERATING LIFE(cycles)	10,000

8				WITHIN 1.5mm: ±0.1mm	UNITS	mm
7				OVER 1.5mm: ±0.2mm	MAT'L	SEE NOTE
6					FINISH	SEE NOTE
5	CONTACT	PBS	1	Ag PLATED		
4	TERMINAL	BRASS	1	Ag PLATED		
3	TERMINAL CASE	PHENOLIC RESIN	1	NATURAL		
2	COVER	MILD STEEL	1	Ni PLATED		
1	KNDB	POM	1	BLACK		
ND.	PARTS	MATERIAL	Q'TY	FINISHING		

龙创中业电子（深圳）有限公司

TITLE: SLIDE SWITCH / VERTICAL
PART NO.: SS-12D01

DR: Ricky 2016/08/03 DWG NO.: AZJ-12D01
CHKD: Ricky 2016/08/03

SCALE: 3/1 SHEET: 1/1 REV: A CUSTOMER DRAWING

THESE DRAWINGS AND SPECIFICATIONS ARE THE PROPERTY OF ACCURATE INNOTECH INC. AND SHALL NOT BE REPRODUCED, COPIED OR TRANSMITTED IN ANY FORM OR BY ANY MEANS WITHOUT THE WRITTEN CONSENT OF ACCURATE INNOTECH INC.

REV.	ECN.	NO.	APPL.