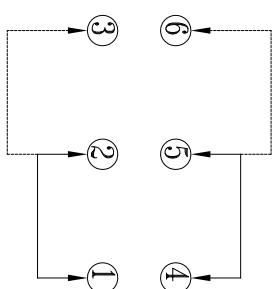
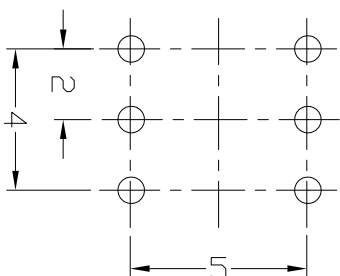
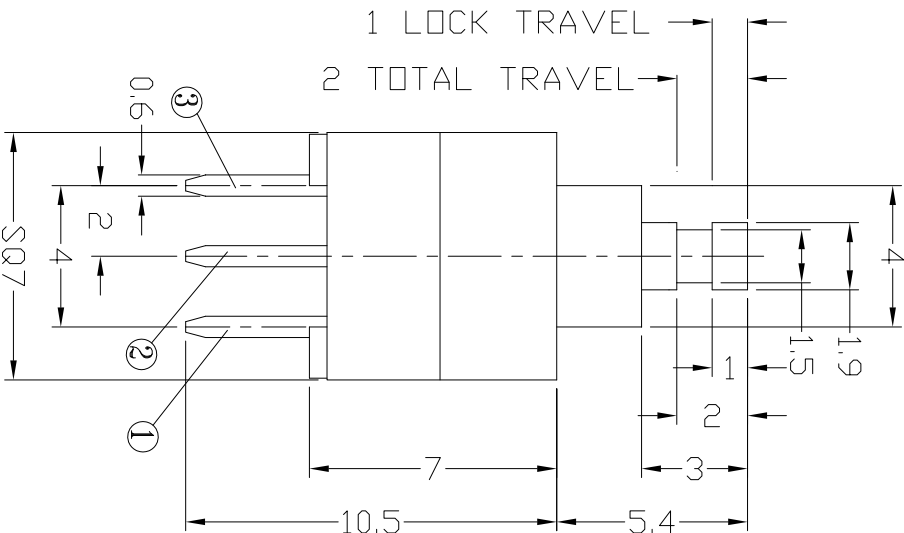
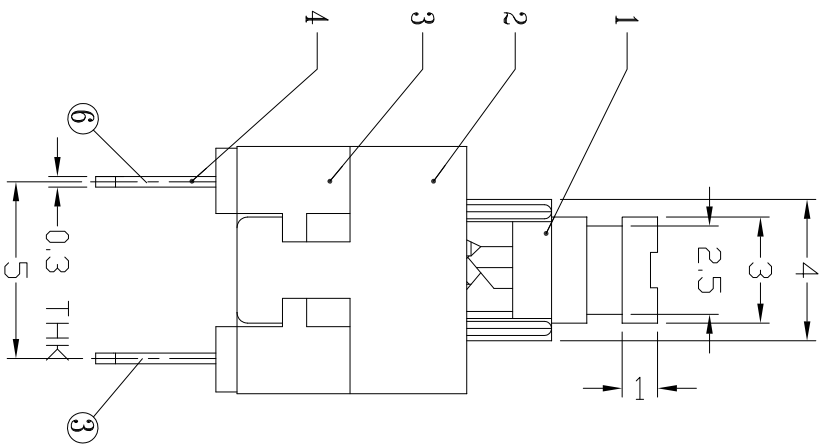




**RoHS**  
Compliant  
2002/95/EC

**DIMENSIONS**



P.C.B LAYOUT  
TOP VIEW

CIRCUIT DIAGRAM

**ELECTRO-MECHANICAL CHARACTERISTICS**

Refer to additional specifications

RATING	DC30V 0.1A	
CIRCUIT	2P2T	
CONTACT RESISTANCE	30mΩ MAX.	
TIMING	NON-SHORTING	
OPERATING MODE	SELF-LOCK	AP-2212L
	NON-LOCK	AP-2212N
STROKE	FULL 2.0mm	LOCK 1.0mm
OPERATING FORCE	150±50gf	250±100gf
	OPERATING LIFE(cycles)	
	10,000	

7	SPRING	SUS	1	NATURAL	WITHIN 1.5mm: ±0.1mm	UNITS	mm
6	CONTACT CLIP	PBS C5210R-EH	2	AG CLAD	OVER 1.5mm: ±0.2mm	MAT'L	SEE NOTE
5	CAM STICK	SUS	1	NATURAL		FINISH	SEE NOTE
4	TERMINAL	PBT+94V0+F.G./BRASS STRIP	2	BLACK/Ag PLATED OVER Ni PLATED		Q'TY	
3	CASE	PBT+94V0+F.G	1	BLACK		DR:	Stacey 2015/03/23
2	COVER	POM	1	WHITE		CHKD:	Stacey 2015/03/23
1	KNDB	POM	1	BLUE		APPD:	
ND	PARTS	MATERIAL	QTY	FINISHING	THESE DRAWINGS AND SPECIFICATIONS ARE THE PROPERTY OF ACCURATE INNOTECH INC AND SHALL NOT BE REPRODUCED, COPIED OR DISTRIBUTED WITHOUT THE WRITTEN CONSENT OF ACCURATE INNOTECH INC.		
			1				
			2				
			3				
			4				
			5				
			6				
			7				

**DONGGUAN MINGJU ELECTRONICS CO.,LTD**

TITLE: PUSH SWITCH / VERTICAL  
PART NO.: AP-2212L & AP-2212N  
DWG NO.: ADJ-2212

SCALE	4:1	SHEET	1/1	REV.	A	CUSTOMER DRAWING
-------	-----	-------	-----	------	---	------------------

REV.	ECN.	NO.	APPD.