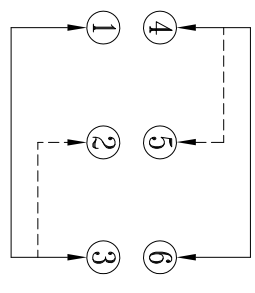
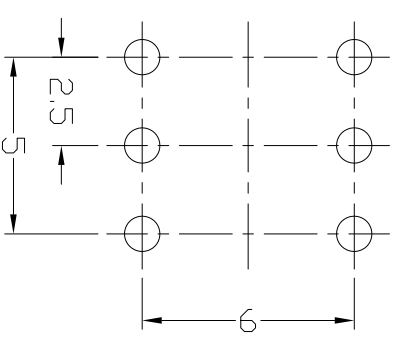
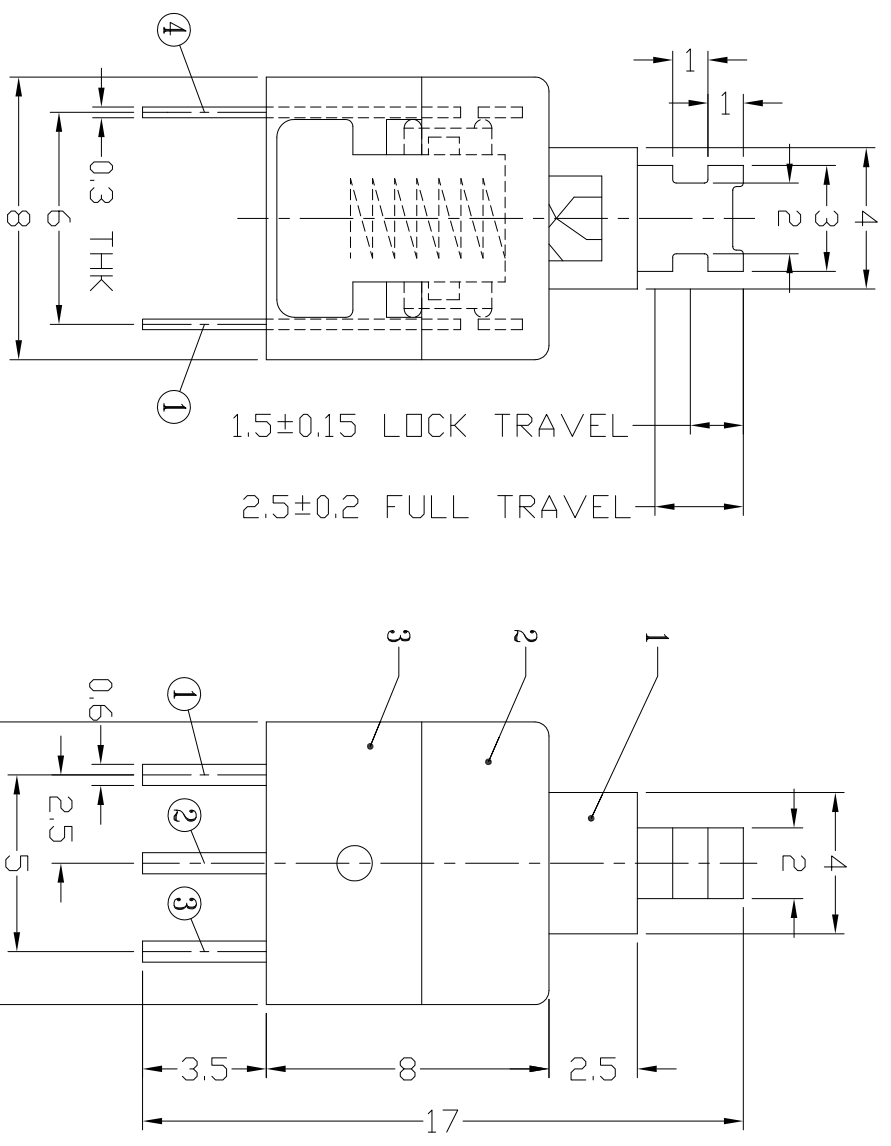


DIMENSIONS



P.C.B LAYOUT  
 BOTTOM VIEW

CIRCUIT DIAGRAM

**ELECTRO-MECHANICAL CHARACTERISTICS**  
 Refer to additional specifications

|                        |   |
|------------------------|---|
| RATING                 | DC30V 0.1A                              |
| CIRCUIT                | 2P2T                                    |
| CONTACT RESISTANCE     | 50mΩ MAX.                               |
| TIMING                 | NON-SHORTING                            |
| OPERATING MODE         | SELF-LOCK AP-2215L<br>NON-LOCK AP-2215N |
| STROKE                 | FULL 2.5mm<br>LOCK 1.5mm                |
| OPERATING FORCE        | 200±100gf                               |
| OPERATING LIFE(cycles) | 10,000                                  |

|    |           |                      |     |                                |                      |        |          |  |  |
|----|-----------|----------------------|-----|--------------------------------|----------------------|--------|----------|--|--|
| 6  | SPRING    | SEE SPRING CHART     | 1   | NATURAL                        | WITHIN 1.5mm: ±0.1mm | UNITS  | mm       | <b>DONGGUAN MINGJU ELECTRONICS CO.,LTD</b><br>TITLE: PUSH SWITCH / VERTICAL<br>DR: <i>Stacey</i> 2014/05/06<br>CHKD: <i>Stacey</i> 2014/05/06<br>APPD: | PART NO.: AP-2215L & AP-2215N<br>DWG NO.: ADJ-2215<br>SCALE: 4:1<br>SHEET: 1/1<br>REV: A<br>CUSTOMER DRAWING |
| 5  | CONTACT   | PBS CS210R-EH        | 2   | Ag CLAD                        | OVER 1.5mm: ±0.2mm   | MAT'L  | SEE NOTE |  |  |
| 4  | CAM STICK | SUS WIRE             | 1   | WASHING                        |                      | FINISH | SEE NOTE |  |  |
| 3  | CASE      | PBT 3310/BRASS STRIP | 1   | BLACK/Ag PLATED OVER Ni PLATED |                      | Q'TY   |          |  |  |
| 2  | COVER     | POM                  | 1   | WHITE                          |                      | DR:    |          |  |  |
| 1  | KNDB      | POM                  | 1   | BLUE                           |                      | APPD:  |          |  |  |
| ND | PARTS     | MATERIAL             | QTY | FINISHING                      |                      |        |          |  |  |

|      |      |     |       |
|------|------|-----|-------|
| REV. | ECN. | NO. | APPD. |
|      |      |     |       |
|      |      |     |       |