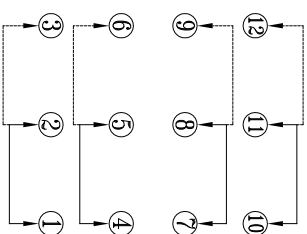
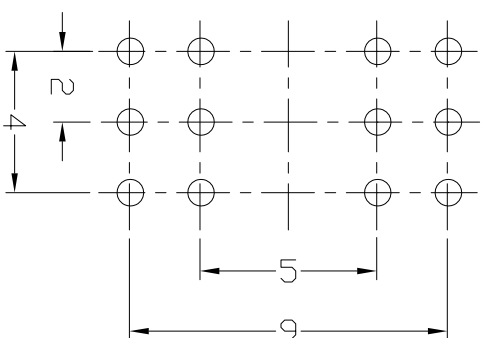
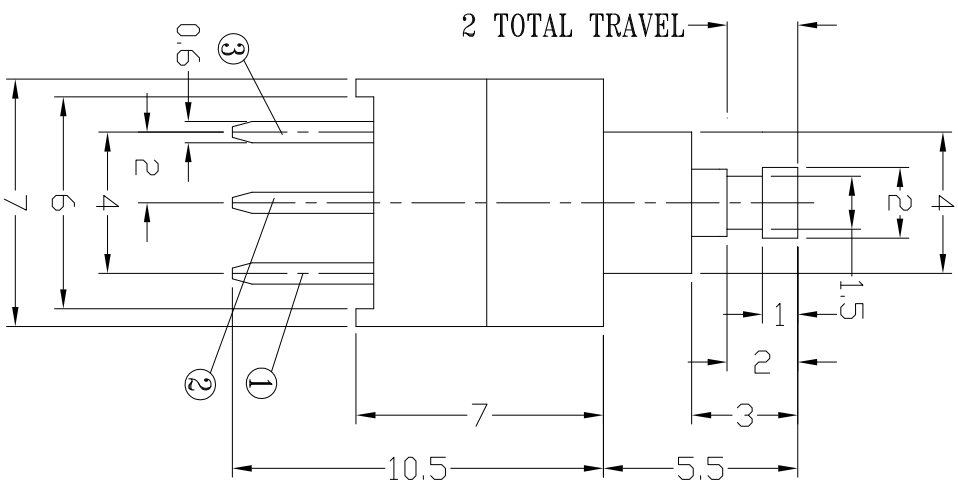
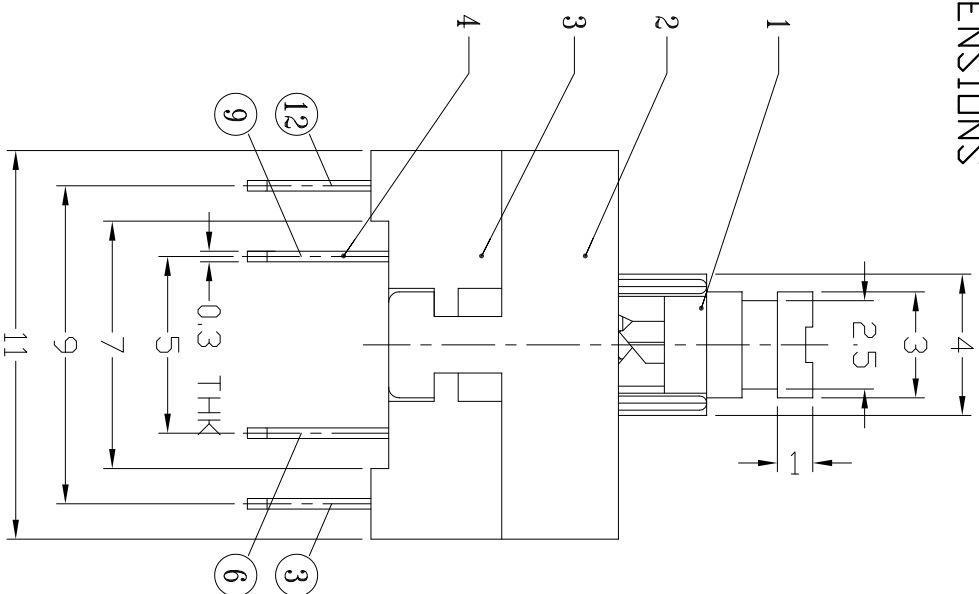




RoHS
Compliant
2002/95/EC

DIMENSIONS



P.C.B LAYOUT

CIRCUIT DIAGRAM

ELECTRO-MECHANICAL CHARACTERISTICS

Refer to additional specifications

RATING	DC30V 0.1A
CIRCUIT	4P2T
CONTACT RESISTANCE	70mΩ MAX.
TIMING	NON-SHORTING
OPERATING MODE	NON-LOCK
STROKE	FULL 2.0mm
OPERATING FORCE	250±100gf
OPERATING LIFE(cycles)	10,000

6	SPRING	SUS	1	NATURAL	WITHIN 1.5mm: ±0.1mm	UNITS	mm
5	CONTACT CLIP	PBS CS210R-EH	4	Ag CLAD	OVER 1.5mm: ±0.2mm	MAT'L	SEE NOTE
4	TERMINAL	PBT/BRASS STRIP	4	BLACK/Ag PLATED OVER Ni PLATED		TITLE:	DONGGUAN MINGJU ELECTRONICS CO.,LTD
3	CASE	PA66	1	BLACK		DR:	2015/03/23
2	COVER	POM	1	BLACK		TITLE:	PUSH SWITCH / VERTICAL
1	KNDB	POM	1	WHITE		DR:	2015/03/23
ND	PARTS	MATERIAL	QTY	FINISHING		CHKD:	2015/03/23

THESE DRAWINGS AND SPECIFICATIONS ARE THE PROPERTY OF ACCURATE INNOTECH INC. AND SHALL NOT BE REPRODUCED, COPIED OR TRANSMITTED IN ANY FORM OR BY ANY MEANS WITHOUT THE WRITTEN CONSENT OF ACCURATE INNOTECH INC.

PART NO.:		AP-4201N
DWG NO.:		ADJ-4201
SCALE	SHEET	REV.
4:1	1/1	A
CUSTOMER DRAWING		

REV.	ECN.	NO.	APPD.