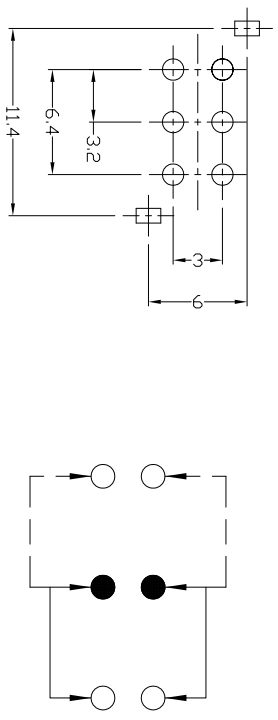
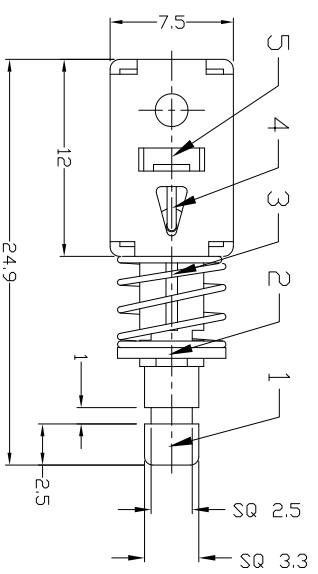


DIMENSIONS



P.C.B LAYOUT

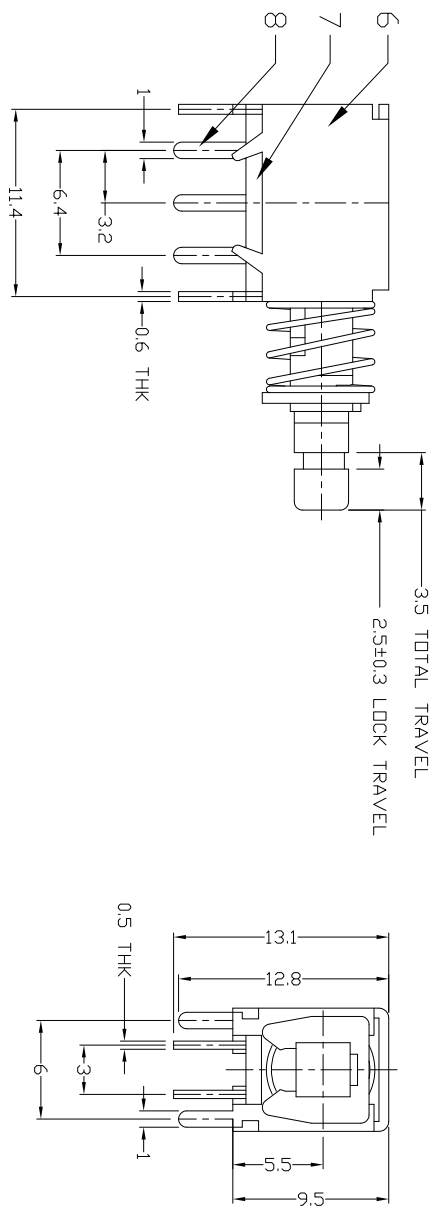
CIRCUIT DIAGRAM

BOTTOM VIEW

ELECTRO-MECHANICAL CHARACTERISTICS

Refer to additional specifications

|                        |              |               |
|------------------------|--------------|---------------|
| RATING                 | DC12V 3A     |               |
| CIRCUIT                | 2P2T         |               |
| CONTACT RESISTANCE     | 100mΩ MAX.   |               |
| TIMING                 | NON-SHORTING |               |
| OPERATING MODE         | SELF-LOCK    |               |
| STROKE                 | TOTAL 35mm   | LOCK 25mm±0.3 |
| OPERATING FORCE        | 250±100gf    |               |
| OPERATING LIFE(cycles) | 10,000       |               |



|     |              |                |      |                          |  |       |   |  |  |  |  |
|-----|--------------|----------------|------|--------------------------|--|-------|---|--|--|--|--|
| 9   | CONTACT CLIP | PBS CS210R-EH  | 2    | AG PLATED                | WITHIN 1.5mm±0.1mm<br>OVER 1.5mm±0.2mm   | UNITS | <div>DONGGUAN MINGJU ELECTRONICS CO.,LTD</div> <div>TITLE:<br/>PUSH SWITCH / HORIZONTAL</div> <div>PART NO:<br/>PS-22F43L</div> <div>DR:<br/>Ricky 2015/04/02</div> <div>CHKD:<br/>Ricky 2015/04/02</div> <div>SCALE: 2:1</div> <div>DWG NO:<br/>PS-22F43L</div> <div>SHEET 1/1</div> <div>REV. A</div> <div>CUSTOMER DRAWING</div> |  |  |  |  |
| 8   | TERMINAL     | BRASS STRIP    | 6    | AG PLATED OVER NI PLATED |  | mm    |   |  |  |  |  |
| 7   | BASE         | PHENOLIC RESIN | 1    | NATURAL                  | MAT'L  |       |   |  |  |  |  |
| 6   | FRAME        | STEEL STRIP    | 1    | NI PLATED                | SEE NOTE   |       |   |  |  |  |  |
| 5   | SPRING PLATE | PBS STRIP      | 1    | NATURAL                  | FINISH   |       |   |  |  |  |  |
| 4   | CAM STICK    | PBS WIRE       | 1    | NATURAL                  | SEE NOTE   |       |   |  |  |  |  |
| 3   | SPRING       | STEEL WIRE     | 1    | NI PLATED                | THESE DRAWINGS AND SPECIFICATIONS ARE THE PROPERTY OF ACCURATE INNOTECH INC. AND SHALL NOT BE REPRODUCED, COPIED OR USED WITHOUT THE WRITTEN CONSENT OF ACCURATE INNOTECH INC. |       |   |  |  |  |  |
| 2   | BLOCK        | STEEL STRIP    | 1    | NI PLATED                |  |       |   |  |  |  |  |
| 1   | KNDB         | NYLON+F.G+94V0 | 1    | BLACK                    |  |       |   |  |  |  |  |
| ND. | PARTS        | MATERIAL       | Q'TY | FINISHING                |  |       | APPD:   |  |  |  |  |